



Department of the Environment

1800 Washington Boulevard, Suite 605; Baltimore, MD 21230-2258

800-633-6101, x3315 ♦ 410-537-3315 ♦ TTY Users 800-735-2258

www.mde.state.md.us

***Annual Report
Solid Waste Management In
Maryland
Calendar Year 2005***

**For the Senate Education, Health, and
Environmental Affairs Committee and the
House Environmental Matters Committee**

September 2006

*Robert L. Ehrlich, Jr., Governor
State of Maryland*

*Michael S. Steele, Lt. Governor
State of Maryland*



*Kendl P. Philbrick, Secretary
Maryland Department of the Environment*

*Jonas A. Jacobson, Deputy Secretary
Maryland Department of the Environment*



Table of Contents

<i>Executive Summary</i>	3 - 5
Amount of Solid Waste Managed by Category	6
Introduction	7
Data Collection Methodology	8
Amount of Solid Waste Disposed of in the State that is Generated Outside of the State and the Jurisdictions Where the Solid Waste Originated	9 - 10
Amount of Solid Waste Generated in the State That is Transported Outside the State For Disposal	11
Solid Waste Management Capacities	12 - 14
Refuse Disposal Systems - Categories.....	15 - 18
APPENDIX A - Permitted Solid Waste Acceptance Facilities.....	19 - 22
APPENDIX B - Economic Benefits Provided to Host Communities as Reported by Permitted Solid Waste Acceptance Facilities.....	23 - 27
APPENDIX C - Definitions.....	28
APPENDIX D - Permitted Natural Wood Waste Acceptance Facilities.....	29 - 32
APPENDIX E - Permitted Solid Waste Acceptance Facilities	33 - 38

Solid Waste Management in Maryland

Calendar Year 2005

Executive Summary

The Maryland Department of the Environment (“MDE” or “the Department”) respectfully submits to the House Environmental Matters Committee and the Senate Education, Health and Environmental Affairs Committee the Department's Annual Report describing how solid waste was managed in Maryland during calendar year 2005. The report has been prepared and is submitted in accordance with the requirements of § 9-204(m) of the Environment Article, Annotated Code of Maryland, Chapter 555 of the Acts of 1998.

The reporting requirements defined in § 9-204(m) of the Environment Article direct MDE to prepare a report regarding the amount of solid waste, by weight or volume, which was disposed in the State during the previous year. All permitted solid waste acceptance facilities (refuse disposal systems) must provide MDE with the information needed to prepare this report on an annual basis.

The recycling data reported in this document represents only the recycling activities conducted by the permitted refuse disposal systems. Statewide recycling information is available in the “Maryland Waste Diversion Activities Report”, which is available on the Department’s web page at: www.mde.state.md.us/recycling, or a copy of the report can be obtained by contacting the Department at 410-537-3314.

The following are highlights of information presented:

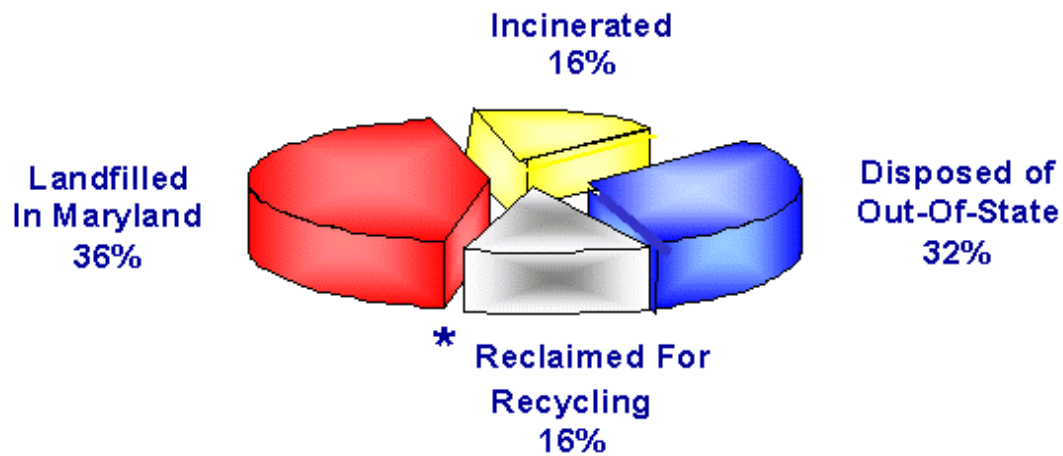
- A total of 8,502,827 tons of solid waste was accepted at Maryland permitted solid waste acceptance facilities during calendar year 2005. This represents an increase of about 4% from the previous year.*
- Approximately 531,846 tons of solid waste accepted at Maryland permitted solid waste acceptance facilities originated from out-of-State jurisdictions. This is an increase of about 198,577 tons of solid waste imported into Maryland compared to calendar year 2004. The imported waste comprises approximately 6% of the total solid waste accepted from all sources at Maryland permitted solid waste acceptance facilities.*
- Municipal Solid Waste (MSW) and Construction & Demolition Waste (C&D) constituted 5,010,569 tons (59%) and 2,123,439 tons (25%), respectively, of the total amount of solid waste accepted during calendar year 2005.*
- A total of 4,415,195 tons of the 8,502,827 tons of solid waste was accepted for disposal at Maryland permitted solid waste acceptance facilities. Of the total disposed, 3,056,269 tons (36%) were landfilled, and 1,358,876 tons (16%) were incinerated. Approximately 1,387,097 tons of the total (16%) were recycled.*

- *Maryland remains a net exporter of solid waste. A total of 2,700,585 tons (32%) of largely municipal solid waste (1.7 million tons) was transported to out-of-State facilities. Approximately 2,551,670 tons were disposed and 148,915 tons were recycled. The large majority of the solid waste generated in Maryland continues to be disposed of at facilities operated by governmental and commercial entities within the State. The majority of Maryland's exported waste (2.5 millions tons) was accepted by facilities in Virginia.*

Assessment:

- *Overall, solid waste generation in Maryland in 2005 followed the same trends as in recent years. A slight (5%) increase in reported solid waste generation was noted which is likely due to several factors including improvements in the data collection methods for reclaimed recyclables on the solid waste tonnage report form and the use of natural wood waste (NWW) recycling tonnage information which was not previously included. The NWW data enumerates the quantity of NWW that was recycled by permitted solid waste acceptance facilities to produce marketable products like mulch, etc. Through these additions, approximately 300,000 tons of additional waste generation was captured. Overall, the reported quantity of materials that actually are reclaimed from the waste stream and recycled increased by 100% from quantities reported in Calendar Year 2004.*
- *There was a reported gradual increase in waste acceptance from out-of-State jurisdictions. During 2005, approximately 531,846 tons of out-of-State solid waste were accepted in Maryland. This represents an increase of approximately 100% within the last two years.*
- *The volume of solid waste accepted, processed, and disposed of at the permitted facilities in Maryland is similar to previous years. A total of 2 million tons of MSW and 1 million tons of C&D were landfilled in Maryland. The reclaimed recyclables were collected, sorted, and transferred to recycling facilities. The land clearing debris (LCD) landfill operators reported that they recycled more than 50% of the waste accepted at these facilities. Two municipal landfills used approximately 242,682 tons of incinerator ash as alternative daily cover materials at these landfills.*
- *Based on stated and anticipated plans by some counties and commercial entities, the use of out-of-State entities for disposal of municipal waste generated in Maryland is likely to increase at least in the short term. Very large commercial landfills can achieve higher efficiencies than that achievable by smaller local landfills, and the cost savings are currently being passed along to customers. Several local governments are using the cost differential to save money while conserving their available landfill space by transferring waste out-of-State in the event that increased landfill or transportation costs make this option less attractive. Over the next few years this trend may be somewhat counterbalanced if several commercial rubble landfills which are currently in the application process are permitted and set prices that are attractive to out-of-State generators. In the longer term, the increasing cost of motor fuel may make long-haul disposal less attractive, and increase interest in other disposal options.*

How Solid Waste Was Managed in Maryland in Calendar Year 2005



***Note:** These figures only include materials that are recycled or reused following separation from the waste stream at the disposal facilities and does not include recyclable items that are separately collected for recycling. For a breakdown of all Statewide recycling information please see the "Maryland Waste Diversion Activities Report".

Table 1**Amount of Solid Waste Managed by Category**

Solid Waste Category	Tons Accepted for Management	Tons Recycled/ Reused	Total Tons Disposed
Municipal Solid Waste	5,010,569	18,260	4,992,309
Construction & Demolition Debris	2,123,439	234,610	1,888,829
Land Clearing Debris	75,035	39,090	35,945
Industrial Waste	102,843	0	102,843
Natural Wood Waste	210,328	185,160	25,168
Other Wastes	737,931	667,295	70,636
Total Waste Received	8,260,145	1,144,415	7,115,730
Total Tons of Incinerator Ash ¹	242,682	242,682	0
TOTAL MANAGED	8,502,827	1,387,097	7,115,730

Key elements for interpreting the data include:

- “Total Managed” represents a cumulative total of “Total Waste Received” and “Total Tons of Incinerator Ash” accepted at landfills for disposal or recycling. Incinerator ash is a by-product of waste that has already been processed at incinerators, and is accounted for in the “Total Waste Received” category. The “Total Managed” tonnage, therefore, incorporates a redundancy but does reflect total tonnage managed.
- The reported “Tons Recycled/Reused” information is collected as a part of the Annual Solid Waste Tonnage data submitted by solid waste acceptance facilities regulated by Refuse Disposal Permits. The data only represents the recycling activities at these permitted refuse disposal systems.
- Approximately 16% of the total solid waste accepted was recycled or reused at Maryland permitted solid waste acceptance facilities.
- Tons of materials reported as “Other Wastes” includes special medical waste, non-MSW ash, asbestos, sewage sludge, scrap tires, yard waste, white goods, and metals.

¹. For the “Incinerator Ash” category, the “Total Tons Disposed” column indicates tons of ash accepted at MSW landfills for disposal, and the “Tons Recycled or Reused” column indicates that portion of ash that was utilized at a facility for “Landfill Construction.”

**Maryland Department of the Environment
Annual Report to the Legislature
Solid Waste Management in Maryland
Calendar Year 2005**

Introduction

In accordance with § 9-204(m) of the Environment Article, MDE is required to prepare a report regarding the amount of solid waste, by weight or volume, which was managed in the State during the previous year. All permitted solid waste acceptance facilities must provide MDE with the information needed to prepare this report on an annual basis. The report must identify:

- (1) The amount of solid waste managed by the following solid waste categories:
 - ☐ Municipal Solid Waste (MSW);
 - ☐ Construction and Demolition Debris (C&D);
 - ☐ Land Clearing Debris (LCD);
 - ☐ Industrial Waste;
 - ☐ Incinerator Ash;
 - ☐ Natural Wood Waste (NWW); and,
 - ☐ Any other solid waste identified by the Department.
- (2) The amount of solid waste managed in the State that is generated outside the State.
- (3) The jurisdictions where the solid waste originated.
- (4) The amount of solid waste generated in the State that is transported outside the State for disposal.
- (5) An estimate of the amount of solid waste managed or disposed by:
 - ☐ Recycling
 - ☐ Composting
 - ☐ Landfilling
 - ☐ Incineration

In addition to reporting the information relating to the quantities of solid waste managed, permit holders for solid waste acceptance facilities may also submit optional information relating to the economic benefits provided by the solid waste acceptance facility to the community where that facility is located. Such information may include:

- (1) An accounting of the facility's economic benefits provided to the locality where the facility is located.
- (2) The value of disposal and recycling services provided to the locality at no cost or reduced cost.
- (3) Direct employment associated with the facility.
- (4) Other economic benefits resulting from the facility during the preceding calendar year.

Data Collection Methodology

Solid Waste Disposal Data

To collect the necessary information to comply with the reporting requirements of § 9-204(m) of the Environment Article, the Department has reviewed and compiled the data reported in the Annual Tonnage Reports submitted by permitted solid waste acceptance facilities that accepted solid waste during calendar year 2005. These reports are required as a condition of each facility's Refuse Disposal Permit. The reports describe each facility's solid waste management activities for the preceding year. *Appendix A* provides a list of the State's permitted solid waste acceptance facilities for CY 2005. The Annual Tonnage Report also provides an opportunity for the solid waste acceptance facility to provide additional optional information which describes the economic benefits that the facility provides to the community. *Appendix B* provides a summary of the information relating to these economic benefits that the Department received from the facilities that chose to submit this information.

Recycling Data

To compile the required data summarizing recycling activities during the 2005 calendar year, the Department reviewed and analyzed the information contained in the Annual Tonnage Reports from permitted solid waste acceptance facilities. In previous reporting years, the recycling data submitted for this report was obtained from the Maryland Recycling Act (MRA) Tonnage Reports, submitted annually to the Department by County recycling programs and the City of Baltimore. Beginning last year, the recycling data reported in this document represents only the recycling activities conducted by the permitted solid waste acceptance facilities. Statewide recycling information is available in the "Maryland Waste Diversion Activities Report", which is available on the Department's web page at: www.mde.state.md.us/recycling, or a copy of the report can be obtained by contacting the Department at 410-537-3314.



Domestic refuse, yard waste, and recyclables.

Amount of Solid Waste Disposed of in the State that is Generated Outside of the State, and the Jurisdictions Where the Solid Waste Originated.

The following table compares the amount of solid waste in tons, by category, that was generated outside of Maryland and imported into the State for disposal to the total amount of solid waste accepted for disposal at permitted solid waste acceptance facilities in Maryland.

Table 2

Solid Waste Category	Tons of Solid Waste Imported Into Maryland	Jurisdictions Where the Solid Waste Originated	Total Tons Accepted From All Sources
MSW	286,011	NY, PA, WV, District of Columbia	5,010,569
C&D	230,025	DE, NJ, NY, PA, VA, WV, District of Columbia	2,123,439
Miscellaneous	15,810	DE, NJ, NY, OH, PA, VA, WV, District of Columbia	1,368,819
Total (Tons)	531,846		8,502,827

- There was an increase of about **37%** of solid waste imported into Maryland in 2005 from out-of-State compared to calendar year 2004.
- The total solid waste imported into Maryland comprises only about **6%** of the total solid waste accepted at Maryland solid waste acceptance facilities.
- This year, Maryland received **245,133 tons of imported MSW** more than it did in CY2004. The facilities that received a majority of MSW were the Mountainview Landfill in Allegany County, Baltimore Processing and Transfer Center, Wheelabrator Baltimore LP (A.K.A.: BRESKO), and the Northern Landfill Processing and Transfer Station in Carroll County. The majority of the waste was landfilled or incinerated at the facilities or transferred to facilities in Virginia for the same purposes.
- The majority of **C&D** waste that was imported into Maryland was disposed of at privately owned rubble landfills, or was processed into segregated recyclables that were then transferred to Mid-Atlantic recycling facilities. The facilities that received the majority of C&D were Baker Rubble Landfill, Honeygo Run Rubble Landfill, Pappy Inc. - Oak Avenue Rubble Landfill, Recovermat Mid-Atlantic Processing Facility, Ritchie Land Reclamation Rubble Landfill, and Sheriff Road Processing and Transfer Station.
- The “**Miscellaneous**” category includes special medical waste, incinerator ash, non-hazardous industrial waste, asbestos, water treatment plant sludge, and other wastes imported into Maryland for disposal.
- The majority of the “**Miscellaneous**” solid waste stream (**approximately 15,464 tons**) consisted of out-of-State special medical waste accepted at two special medical waste facilities: Stericycle Inc. and Baltimore Regional Medical Waste Incinerator.

Figure 2: Solid Waste Imported into Maryland for Disposal in Relation to the Total Tons of Solid Waste Accepted for Management

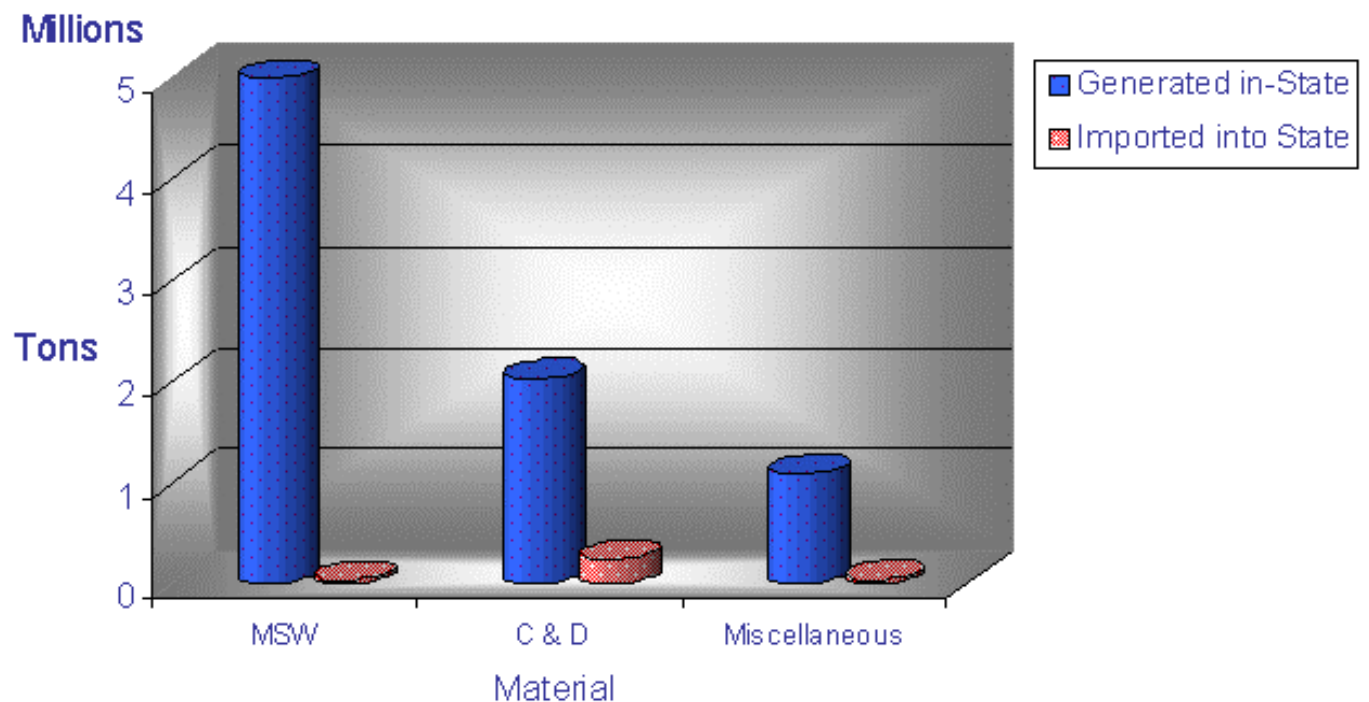


Figure 2- illustrates the comparison of the amount of solid waste in tons imported into Maryland for disposal to the total amount of Maryland-generated solid waste accepted at permitted solid waste acceptance facilities. In Calendar Year 2005, Maryland's permitted solid waste acceptance facilities accepted waste from Delaware, New Jersey, New York, Ohio, Pennsylvania, Virginia, West Virginia, and the District of Columbia.

Figure 3. Where Maryland's Solid Waste Was Disposed/Recycled (8,502,827 Tons)

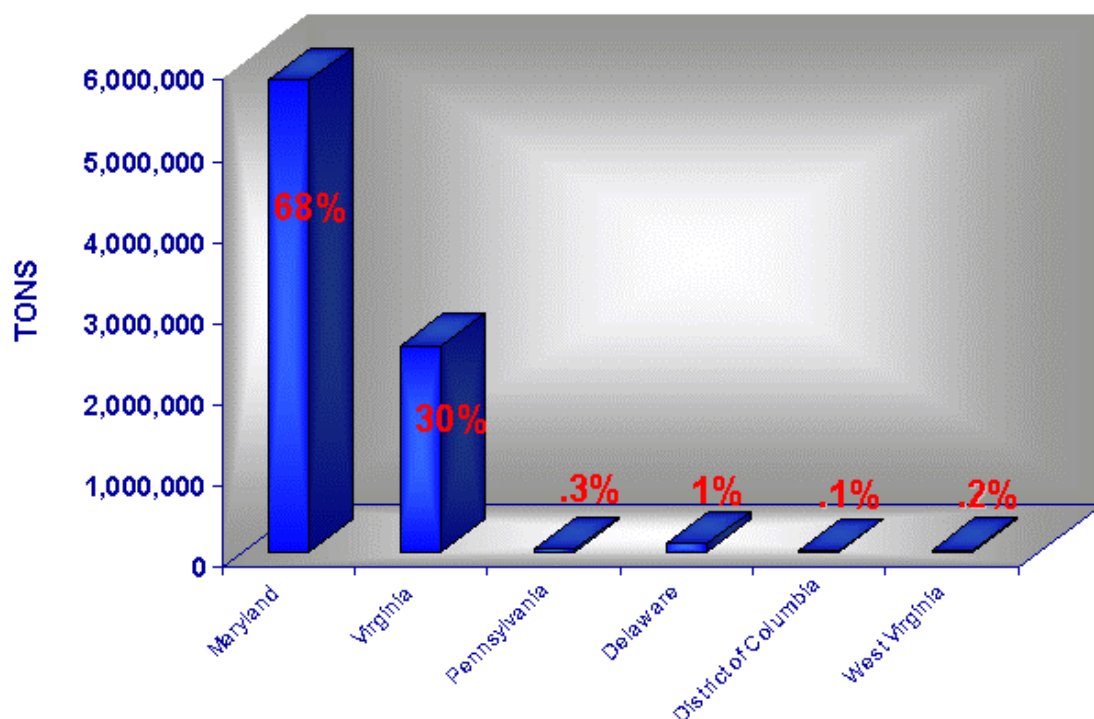


Figure 3 - illustrates by percentage where Maryland's solid waste was disposed/recycled.

Amount of Solid Waste Generated In the State and Transported Out of the State For Disposal

Due to economic considerations and the desire to conserve disposal capacity in county-owned landfills, many counties in Maryland transport some of their solid waste out-of-State for recycling or disposal. These jurisdictions include: Anne Arundel, Baltimore, Calvert, Carroll, Cecil, Dorchester, Frederick, Garrett, Harford, Howard, Montgomery, Prince George's, St. Mary's, Talbot, and Worcester Counties. The Maryland Environmental Service, which operates the Midshore Transfer Station and the Baltimore County Resource Recovery Facility, transported half of their solid waste to Virginia. Other counties including Queen Anne's, Talbot, Caroline, and Kent Counties transported a portion of their solid waste to the Waverly, Middle Peninsula, and King George landfills in Virginia. Montgomery County exports MSW incinerator ash and by-pass material from its Resource Recovery Facility in Dickerson and the Shady Grove Transfer Station in Rockville, while St. Mary's County transports solid waste to the Calvert County Transfer Station for transport to out-of-State disposal sites. Several other jurisdictions are evaluating the option of transporting solid waste out of State for disposal.

Table 3

Solid Waste Category	Virginia	Penn-sylvania	Delaware	District of Columbia	West Virginia	Other	Total (Tons)
MSW	1,770,866	9,723	0	0	0	0	1,780,589
C&D	561,865	1,780	0	0	0	0	563,645
Recycling	14,790	2,893	101,574	8,625	18,356	2,677	148,915
Miscellaneous	193,141	14,295	0	0	0	0	207,436
Total (Tons)	2,540,662	28,691	101,574	8,625	18,356	2,677	2,700,585

Table 3 represents the amount of solid waste transported from Maryland for disposal outside the State and the State to which it was transported.

- Approximately **2.7 million tons** of solid waste, consisting of MSW, C&D and miscellaneous (including incinerator ash and recyclables) was transported outside Maryland for disposal, which represents approximately **34%** of the total solid waste accepted for disposal at Maryland's permitted solid waste acceptance facilities.
- A total of **thirty-eight (38)** facilities exported solid waste for disposal or recycling at out-of-State facilities.
- The Annapolis Junction Processing Facility & Transfer Station, which transferred **631,799 tons of MSW** to Virginia for disposal, was the largest exporter of solid waste to out-of-State disposal.
- The King George Landfill in Virginia accepted over a million tons of solid waste from Maryland for disposal.

Solid Waste Management Capacities

During 2005, the solid waste accepted at Maryland permitted solid waste acceptance facilities were managed in the following methods:

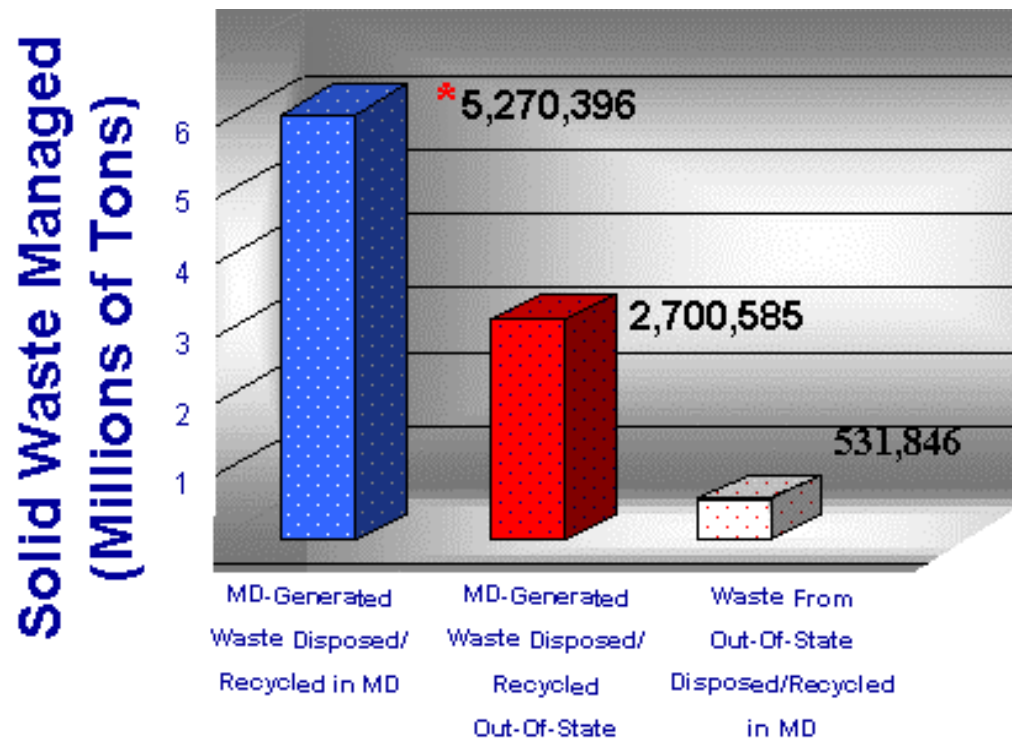
Table 4

Solid Waste Management Method	Tons
Landfilling	3,056,269
Incineration	1,358,876
Recycled / Re-used	1,387,097
Transported Out-of-State	2,700,585
TOTAL	8,502,827

Key points for interpreting Table 4 include:

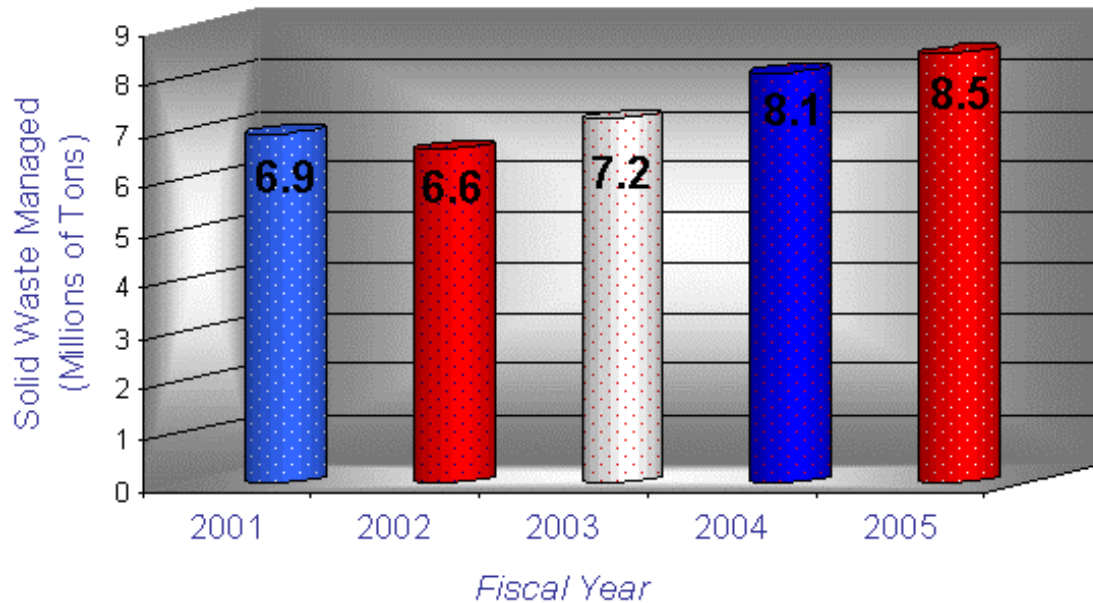
- Solid waste disposed includes **531,846 tons** generated from out-of-State sources.
- A total of **242,682 tons** of incinerator ash was used as alternative daily cover materials at Maryland landfills and was included in the Recycled / Re-used category.
- Approximately **185,557 tons** of incinerator ash were exported out-of-state for disposal and included in the Transported Out-of-State category.

Figure 4: Comparison: Net Waste Flow



*Figure 4 – includes quantities of waste landfilled, incinerated, and recycled highlighted in Table 4.

Figure 5: Maryland's Solid Waste Management Volume



Maryland remains a net exporter of solid waste. A total of 2,700,585 tons (32%) of largely municipal solid waste (1.7 million tons) was transported to out-of-State facilities. Approximately 2,551,670 tons were disposed and 148,915 tons were recycled. The large majority of the solid waste generated in Maryland continues to be disposed of at facilities operated by governmental and commercial entities within the State. The majority of Maryland's exported waste (2.5 millions tons) was accepted by facilities in Virginia.

Overall, solid waste generation in Maryland in 2005 followed the same trends as in recent years. A slight (5%) increase in reported solid waste generation was noted which is likely due to several factors including improvements in the data collection methods for reclaimed recyclables on the solid waste tonnage report form and the use of natural wood waste (NWW) recycling tonnage information which was not previously included. The NWW data enumerates the quantity of NWW that was recycled by permitted solid waste acceptance facilities to produce marketable products like mulch, etc. Through these additions, approximately 300,000 tons of additional waste generation was captured. Overall, the quantity of materials that actually are reclaimed from the waste stream and recycled increased by 100% from quantities reported in Calendar Year 2004.

There was a reported gradual increase in waste acceptance from out-of-State jurisdictions. During 2005, approximately 531,846 tons of out-of-State solid waste were accepted in Maryland. This represents an increase of approximately 100% within the last two years.

The volume of solid waste accepted, processed, and disposed of at the permitted facilities in Maryland is similar to previous years. A total of 2 million tons of MSW and 1 million tons of C&D were landfilled in Maryland. The reclaimed recyclables were collected, sorted, and transferred to recycling facilities. The land clearing debris (LCD) landfill operators reported that they recycled more than 50% of the waste accepted at these facilities. Two municipal landfills used approximately 242,682 tons of incinerator ash as alternative daily cover materials at these landfills.

Based on stated and anticipated plans by some counties and commercial entities, the use of out-of-State entities for disposal of municipal waste generated in Maryland is likely to increase at least in the short term. Very large commercial landfills can achieve higher efficiencies than that achievable by smaller local landfills, and the cost savings are currently being passed along to customers. Several local governments are using the cost differential to save money while conserving their available landfill space by transferring waste out-of-State in the event that increased landfill or transportation costs make this option less attractive. Over the next few years this trend may be somewhat counterbalanced if several commercial rubble landfills which are currently in the application process are permitted and set prices that are attractive to out-of-State generators. In the longer term, the increasing cost of motor fuel may make long-haul disposal less attractive, and increase interest in other disposal options.



Refuse Disposal Systems - Categories

Under Maryland law, a refuse disposal system (“System”) is a system of refuse disposal including the services, facilities, or properties used in connection with the intermediate or final disposal of any solid waste unless these activities are limited to waste generated by an individual, a single corporation or business, or are disposed of as authorized by a permit issued by the Department under Environment Article, §7-232, 9-224, or 9-323, Annotated Code of Maryland. The regulated processes and operations that are part of this System are as follows and the amount of waste accepted, managed/disposed, or transferred off site for each facility is listed in Appendix A.

Municipal Solid Waste Landfill:

A municipal solid waste landfill (MSW) is designed, constructed and operated so that all types of waste generated by a community, except waste specifically prohibited by Solid Waste regulations, can be accepted. During 2005, there were 22 municipal solid waste landfills permitted for this purpose and 21 of these operated, accepted waste, managed/disposed waste, and/or transferred recyclables to the market place. A total of approximately 2.2 million tons of solid waste was disposed of at these facilities. The two facilities that accepted the most waste tonnage were Quarantine Road Landfill (415,595 tons) in Baltimore City and Brown Station Road Landfill (396,356 tons) in Upper Marlboro, Prince George’s County, both of which are publicly owned facilities.



Municipal Solid Waste Landfill.

Rubble (Construction & Debris) Landfill:

A rubble (construction & debris) landfill is a solid waste acceptance facility that is restricted to waste derived from building construction, demolition, or remodeling, such as wood, metal, bricks (excluding refractory type) and masonry, cement and concrete, glass, shingles and roofing material, plaster and plasterboard, carpets, floor and wall tile, asphalt, insulation material, pipes, wires, and appliances, and debris derived from land clearing operations, such as tree stumps, root mats, brush and limbs, logs, topsoil, vegetation, and rock; paper or cardboard packaging, spacing, or building materials, provided that they do not exceed 10 percent by volume of the waste: Paint containers, caulk containers, or glaze containers are acceptable, provided that they are empty, and any residual material is dried before acceptance at the rubble fill, and further provided that this waste category does not exceed one percent by volume of the waste accepted at the rubble landfill. During 2005, there were seven rubble landfills permitted for this purpose; five were operational and accepted approximately 0.87 million tons of waste. The two that managed the most waste by weight were Ritchie Rubble Landfill in Upper Marlboro, Prince

George's County, (374, 730 tons) and Honeygo Rubble Landfill in White Marsh, Baltimore County, (222,781 tons).

Industrial Waste Landfill:

An industrial waste landfill is a solid waste acceptance facility restricted to the acceptance of only non-hazardous industrial waste. Industrial waste is defined as any liquid, gaseous, solid, or other waste substance, or combination thereof, resulting from (a) any process of industry, manufacturing, trade or business; or (b) the development of any natural resource, including agriculture. The definition is generally applied to materials that are not generated from homes or offices, and may include materials such as dusts, powders or sludges from pollution control devices, residuals from filters or cleaning of items or areas, and residual materials from a variety of processes (e.g., sandblasting grit, paint sludge, oil/water separator grit, etc). These materials must be characterized prior to disposal to insure that they are not hazardous. Industrial wastes may also be disposed of in permitted municipal solid waste landfills. During 2005, there were three permitted industrial waste landfills, of which two were operational, which accepted approximately 80,000 tons of waste.



Landfill Liner Installation.

Land Clearing Debris Landfill:

A land clearing debris (LCD) Landfill is a solid waste acceptance facility that is restricted to acceptance of the following waste: earthen material such as clays, sands, gravels, and silts, topsoil, tree stumps, root mats, brush and limbs, logs, vegetation, and rock. During 2005, three of the five permitted facilities conducted operations and accepted a total of approximately 25,000 tons of waste.

Solid Waste Transfer Station:

A solid waste transfer station is a solid waste acceptance facility where waste materials are taken from one collection vehicle (for example, compactor trucks) and placed in another transportation unit (for example, over-the-road tractor-trailers, railroad gondola cars, barges or ships) for movement to other solid waste acceptance facilities. Individuals and businesses can dispose of a wide variety of solid waste materials at the transfer station. A typical transfer station accepts all kinds of waste, including: MSW, C&D, metals, wood waste, yard waste, recyclables, etc. During 2005, there were 10 permitted transfer stations in operation that transferred a total of 1.3 million tons of solid waste. The two busiest transfer stations in Maryland during 2005 were Montgomery County's Shady Grove Transfer Station (790,816 tons) and the Calvert County Transfer Station (187,298 tons).

Solid or Medical Waste Processing Facility:

A solid or medical waste processing facility is a facility where a combination of structures, machinery, or devices are used to reduce or alter the volume, chemical, or physical characteristics of solid waste. This can include sorting for diversion as recyclables. In general, processes are performed either to remove recyclables or to diminish the volume that the waste occupies, for example by shredding, so it takes up less room during transport or at final disposal. A wide variety of solid waste can be processed at these facilities. A typical solid waste processing facility accepts MSW, C&D, metals, wood waste, etc. During 2005, there were a total of seven permitted processing facilities were in operation in Maryland. A total of approximately 470,000 tons of waste was accepted at six solid waste processing facilities and a special medical waste processing facility. During 2005 the largest of these facilities were the Recovermat Mid-Atlantic facility in Baltimore and Roll Off Express in Carroll County, which accepted 137,039 tons and 102,019 tons of solid waste, respectively.

Two facilities are restricted to the acceptance of special medical waste and similar wastes from hospitals and other medical facilities. These facilities use sterilization procedures to decontaminate the solid waste before transferring it for disposal elsewhere.

Solid Waste Processing Facilities & Transfer Stations:

Solid waste processing facilities and transfer stations are facilities which perform the functions of both a transfer station and a processing facility. During 2005, a total of nine facilities were in operation which processed and transferred approximately 1.8 million tons of waste. The two facilities that accepted the most tonnage of waste in 2005 were Annapolis Junction Processing and Transfer Station (631,799 tons) and Baltimore County's Resource Recovery Facility (411,241 tons).



Alpha Ridge Processing Facility and Transfer Station (Opened in 2005).

Municipal Solid Waste Incinerator/Waste-to-Energy Facility:

A municipal solid waste incinerator/waste-to-energy facility is equipped with a furnace or combustion unit that uses controlled flame combustion for the thermal destruction of municipal solid waste, industrial waste, or special medical waste. Incinerators which are “waste to energy” facilities use the heat generated by combustion to create steam that is either used directly for heat, or is used to drive electrical power generators. During 2005, a total of nine facilities were in operation, which accepted approximately 1.4 million tons of solid waste. The Baltimore City Southwest Resource Recovery (BRESO) facility and Montgomery County's Resource Recovery Facility

processed the bulk of material in this category, accounting for approximately 634,346 tons and 583,828 tons, respectively.



Natural Wood Waste Recycling Facility:

A natural wood waste recycling (NWWR) facility manages and recycles NWW, (which is considered solid waste until it is recycled), including tree stumps and limbs, brush, root mats, logs, leaves, grass clippings, unadulterated wood wastes, and other natural vegetative materials that are generated when land is cleared for construction purposes. These facilities produce a variety of products including wood chips, mulch, compost, and firewood, which may be sold to consumers. These facilities are valued because they prevent NWW from entering the landfill and make useful products from such waste. Recycling NWW saves valuable space in landfills, thereby extending their useful lives. An individual or general NWWR Facility Permit is required for persons constructing and operating such a facility. A NWW recycling facility does not include a collection or processing facility operated by a nonprofit or governmental organization located in the State, or a single individual or business that provides recycling services solely for its employees or for its own recyclable materials generated on its own premises. During 2005, there were 37 permitted operations that reported processing approximately 210,328 tons of NWW. The two highest volume facilities were Edrich Lumber Inc., and Comer Construction, Inc., which processed approximately 38,900 tons and 27,400 tons, respectively.



APPENDIX A

Permitted Solid Waste Acceptance Facilities Operating In CY2005 (Waste quantities shown in tons.)

Municipal Solid Waste Landfills

Jurisdiction	Facility Name	Ownership	Waste Accepted	Waste Managed	Waste Transported
Allegany	Mountainview	Private	112,914	112,914	0
Anne Arundel	Millersville	County	154,695	143,588	11,108
Baltimore City	Quarantine Road	City	415,595	414,812	782
Baltimore	Eastern	County	208,308	202,881	5,427
Calvert	Appeal	County	7,495	3,136	4,359
Carroll	Northern	County	14,162	13,429	733
Cecil	Central	County	253,694	150,647	3,047
Charles	Charles Co. #2	County	146,784	144,363	2,421
Dorchester	Beulah	County	73,978	72,578	1,400
Frederick	Fort Detrick	Federal	790	790	0
	Site B (Reich's Ford)	County	283,863	249,523	34,340
Garrett	Garrett Co SWD & RF	County	75,468	74,622	846
Harford	Harford Waste Disposal Cntr.	County	111,495	97,910	15,785
Howard	Alpha Ridge	County	55,281	2,923	54,496
Prince George's	Brown Station Road	County	396,356	391,907	4,449
St. Mary's	St. Andrew's	County	12,838	0	12,838
Somerset	Fairmount Rd.	County	28,392	28,392	0
Talbot	Midshore	County	155,202	149,503	5,699
Washington	Forty West	County	176,488	173,868	2,620
Wicomico	Newland Park	County	116,964	116,964	0
Worcester	Central	County	161,295	153,488	7,807

Rubble [Construction & Demolition (C&D)] Landfills

Jurisdiction	Facility Name	Ownership	Waste Accepted	Waste Managed	Waste Transported
Baltimore	Days Cove	Private	129,106	128,923	183
	Honeygo Run	Private	222,781	204,938	17,843
Harford	Pappy, Inc. – Oak Avenue	Private	175,752	175,744	8
Prince George's	Ritchie Land	Private	374,730	368,751	5,901
Queen Anne's	Baker	Private	51,254	46,924	4,330

APPENDIX A
Permitted Solid Waste Acceptance Facilities Operating In CY2005
(Continued)

Land Clearing Debris Landfills

Jurisdiction	Facility Name	Ownership	Waste Accepted	Waste Managed	Waste Transported
Calvert	Hance	Private	19,615	0	19,615
	Hill	Private	0	0	0
	M. T. Parran	Private	0	0	0
	Howlin	Private	5,000	5,000	0
St. Mary's	Knott	Private	177	177	0

Industrial Waste Landfills

Jurisdiction	Facility Name	Ownership	Waste Accepted	Waste Managed	Waste Transported
Baltimore City	Millennium	Private	70,051	70,051	0
Frederick	EASTALCO	Private	8,850	8,850	0

Municipal Solid Waste Incinerators/Waste-to-Energy Facilities (WTE)

Jurisdiction	Facility Name	Ownership	Waste Accepted	Waste Managed	Waste Transported
Baltimore City	Wheelabrator Baltimore (aka: BRESCO)	Private	634,346	641,434	207,234
Charles	Indian Head - Naval Surface Warfare Center	Federal	53	3	50
Frederick	Fort Detrick – Area A (Solid & Medical Waste)	Federal	3,194	3,194	1,782
Harford	Harford-WTE	County	113,187	114,117	46,342
Montgomery	Montgomery County Resource Recovery Facility (WTE)	County / Northeast MD Waste Disposal Authority	583,828	583,828	192,377
Somerset	Smith Island MSW Incinerator	County	214	116	159

Special Medical Solid Waste Incinerators (MWI)

Jurisdiction	Facility Name	Ownership	Waste Accepted	Waste Managed	Waste Transported
Baltimore City	Baltimore Regional MWI	Private	24,094	24,094	9,891
	University of Maryland at Baltimore	State	185	159	41
Washington	Washington County Hospital, Inc.	Private	362	362	69

APPENDIX A
Permitted Solid Waste Acceptance Facilities Operating In CY2005
(Continued)

Solid Waste Transfer Stations

Jurisdiction	Facility Name	Ownership	Waste Accepted	Waste Managed	Waste Transported
Baltimore City	Northwest	Municipal	82,875	0	82,875
Baltimore	Eastern	County	79,559	2,582	76,977
	Western Acceptance	County	89,579	51	89,575
Calvert	Calvert	Private	187,298	0	187,298
Cecil	Stemmers Run	County	2,425	0	2,425
	Woodlawn	County	4,432	0	4,432
Howard	Workplace Essentials	Private	90	0	90
Montgomery	Shady Grove	County	790,816	0	790,816
Talbot	Midshore	Maryland Environmental Service	34,006		34,373
Worcester	Ocean City	Municipal	36,198	0	36,198

Solid & Medical Waste Processing Facilities

Jurisdiction	Site Name	Ownership	Waste Accepted	Waste Managed	Waste Transported
Baltimore City	Baltimore Environmental	Private	67,734	0	67,734
	Edison Processing	Private	56,600	21,302	35,201
Baltimore	Recovermat Mid-Atlantic	Private	137,039	0	137,039
Calvert	Southern Maryland Recycling	Private	45,844	0	45,844
Carroll	Roll-Off Express	Private	102,019	0	102,019
Montgomery	C&D Recovery	Private	60,851	0	60,851
Prince George's	Dower House Recycling and Processing	Private	0	0	0
	Kenilworth Recycling Plant	Private	0	0	0
Wicomico	Peninsula Medical Waste	Private	6	0	6

APPENDIX A
Permitted Solid Waste Acceptance Facilities Operating In CY2005
(Continued)

Solid Waste Processing Facilities & Transfer Stations

Jurisdiction	Facility Name	Ownership	Waste Accepted	Waste Managed	Waste Transported
Anne Arundel	Curtis Creek Recovery Systems	Private	260,809	0	260,809
	Garnet of Maryland (A.K.A Annapolis Junction)	Private	631,799	0	631,799
Baltimore City	Baltimore Processing and Transfer Center	Private	156,791	0	156,791
	Stericycle	Private	18,193	0	16,537
Baltimore	Balto. County Resource Recovery Facility	County	411,241	9,868	408,681
Carroll	Northern	County	101,367	0	101,367
Howard	Alpha Ridge Landfill Processing and Transfer Facility	Private	9,613	0	9,613
	Ameriwaste	Private	180,738	0	180,835
Prince George's	Sheriff Road Processing and Transfer Station	Private	91,578	22,453	69,125

Permitted Solid Waste Acceptance Facilities Not In Operation In CY 2005

Jurisdiction	Site Name	Facility Type	Ownership Type	Status
Baltimore City	CS & D	Processing Facility	Private	Closed
Baltimore	ER&WR	Processing Facility	Private	Closed
Harford	Gravel Hill	C&D Landfill	Private	Not Built
Montgomery	Site 2	MSW Landfill	County	Not Built
Prince George's	Dower House Road	Processing Facility	Maryland Environmental Service	Under Construction
	Kenilworth	Processing Facility (C&D Only)	Private	Under Construction
	Washington Co. Rubblefill	C&D Landfill	County	Inactive
Wicomico	Bennett	Processing Facility	Private	Under Construction

APPENDIX B

Economic Benefits Provided In CY 2005 to Host Communities Reported by Permitted Solid Waste Acceptance Facilities

This table provides additional information that was voluntarily reported by **19** permitted solid waste acceptance facilities in **14** political jurisdictions describing the economic benefits of the facilities to the host communities. While the economic benefits identified in the table are very significant, the information does not fully represent the total economic benefit to Maryland's communities that are provided by permitted solid waste acceptance facilities.

<i>Jurisdiction</i>	<i>Site Name</i>	<i>Economic Benefits To Community</i>	<i>Value of Facilities Provided</i>	<i>Direct Employment Benefits</i> <i>(Salaries / # of Employees)</i>	<i>Other Economic Benefits</i>
<i>Allegany</i>	<i>Mountainview MSWLF</i> <i>(Privately Owned)</i>	<i>Provides County residents and businesses an environmentally safe disposal site for county solid wastes at reasonable rates.</i> <i>Saves Allegany County the cost of owning and operating a landfill.</i>	<i>Landfill site serves as a collection site for recyclables in Allegany County.</i>	<i>\$495,000 / 9 full time employees</i>	<i>In CY 2005, the Mountainview Landfill had purchases of \$1,156,000 for supplies and materials from Allegany County businesses.</i> <i>Also has on-site used oil, cardboard, and aluminum recycling programs to boost recycling in Allegany County.</i>
<i>Anne Arundel</i>	<i>Annapolis Junction</i> <i>(Privately Owned)</i>	<i>Facility pays Host Community Fee to County for each ton of solid waste received.</i> <i>Tip fee charged County is below the area's rates for disposal.</i>	<i>Area highway traffic from large tractor trailer trucks is reduced due to rail transfer of solid waste.</i> <i>Use of facility allows Anne Arundel and Howard Counties to conserve disposal capacity in county landfills.</i>	<i>24 employees</i>	<i>Local purchase of goods and services exceeds \$600,000. The estimated savings to the two local counties primarily serviced by this facility is estimated at over \$4 million annually. This does not include the Host Fee revenues generated.</i>

APPENDIX B
Economic Benefits

Jurisdiction	Site Name	Economic Benefits To Community	Value of Facilities Provided	Direct Employment Benefits (Salaries / # of Employees)	Other Economic Benefits
Baltimore City	Baltimore Environmental Processing Facility (Privately Owned)	Annual real estate, personal property and sales taxes paid to City.	Convenient location for contractors.	\$200,000 / 4 employees including manager, clerk and 2 equipment operators.	Purchases of goods and services from the local community include fuel, temporary labor, parts and repairs.
Baltimore	Baltimore Processing and Transfer Center (Privately Owned)	Paid local taxes	Cleanup dumps and localities.	12 employees Mostly operators and a few sorters	
Baltimore	Honeygo Run C&D Landfill (Privately Owned)	Paid approximately \$50,000 in taxes to Baltimore County.	Donated approximately \$5,000 in disposal and recycling services to community organizations in the Perry Hall and White Marsh communities.	\$658,000 / 11 full time employees 80% of employees live within 20 miles of facility. Provided free disposal service to area churches, softball fields, scouts, high school group, neighbors & senior citizens.	\$2.2 million to the community for the purchase of materials, goods and services. Continues to have philanthropic outreach programs that provide financial and educational resources to the local community. Contributions to various community organizations in the Perry Hall and White Marsh area.
Baltimore	Recovermat Mid-Atlantic C&D Processor (Privately Owned)	\$32,791 paid in taxes to Baltimore County. Has a hiring priority for local residents.	Provides free disposal service for the Park Service.	\$760,956 / 14 employees Jobs include laborers, equipment operators, mechanics, administrative and office staff.	90% of all purchases are made locally.

APPENDIX B
Economic Benefits

Jurisdiction	Site Name	Economic Benefits To Community	Value of Facilities Provided	Direct Employment Benefits (Salaries / # of Employees)	Other Economic Benefits
<i>Calvert</i>	Howlin Land Clearing Debris Landfill (Privately Owned)	<i>Tax incentive</i>	<i>Assisting county in disposing county solid waste.</i>	3 employees	<i>Not provided</i>
<i>Calvert</i>	Southern Maryland Processing Facility (Privately Owned)	<i>Assisting county in handling solid waste & promoting recycling</i>	<i>Not provided</i>	4 employees	\$10,000 annually purchase of goods and services, recycled products with \$9,000 .
<i>Carroll</i>	Roll-Off Express, Inc. C&D Processor (Privately Owned)	\$94,000 annually paid in real estate, personal property and sales taxes.	\$2.25 million Investment for facilities.	\$433,413 / 17 employees including Equipment Operators, Drivers, Laborers.	\$425,000 annually purchase of goods and services.
<i>Cecil</i>	Central County Landfill (County Owned)	<i>Amnesty program for recycling materials, household hazardous waste days, and e-cycling events. Mulch for minimum fees.</i>	<i>Not provided.</i>	23 Employees	<i>Special no cost programs for recycling sand. \$600,000 to tax payers.</i>
<i>Frederick</i>	Reichs Ford Site B Landfill (County Owned)	<i>Free curbside recycling, 12 recycling drop-off centers, HHW collection, mulch free, etc.</i>	<i>Disposal of C&D and MSW</i>	31 employees	<i>Spent \$1.5 million on various recycling contracts and programs.</i>
<i>Harford</i>	Harford Waste Disposal Center MSWLF (Publicly Owned)	<i>Provides county residents with mulch and compost products free or at a reduced cost based on quantity</i>	<i>Provides county residents with solid waste disposal services at a competitive cost.</i> <i>Provides recycling services at "no cost."</i>	\$1,537,000 / 40 full time employees <i>Jobs include management, clerical, equipment operators, mechanics, chauffeur/laborers, laborers, & weigh-master / attendants involved in both landfill and recycling activities</i>	\$1,167,000 - <i>Contractual Services \$361,000 - Supplies & Materials \$2,085,000 - Capital Equipment</i>

APPENDIX B
Economic Benefits

<i>Jurisdiction</i>	<i>Site Name</i>	<i>Economic Benefits To Community</i>	<i>Value of Facilities Provided</i>	<i>Direct Employment Benefits</i> <i>(Salaries / # of Employees)</i>	<i>Other Economic Benefits</i>
<i>Harford</i>	<i>Harford Waste Waste to Energy Incinerator</i> <i>(Publicly Owned)</i>	<i>Produces equivalent of 4 million gallons #2 fuel/year.</i>	<i>Revenues from ferrous material recovery and recycling.</i>	<i>\$3,000,000 / 45 full time employees</i>	<i>Purchased goods for \$3 million. Revenue from steam sales of about 5 million.</i>
<i>Howard</i>	<i>Work Place Essential Inc.</i> <i>(Privately Owned)</i>	<i>Paid taxes and provides waste collection services to locality.</i>	<i>Assists county in providing collection of sanitary waste products originating from commercial restrooms in Baltimore, Howard, Anne Arundel counties and others.</i>	<i>\$800,000 / 18 employees</i>	<i>Not provided</i>
<i>Howard</i>	<i>Ameriwaste Transfer & Recycling Center, LLC</i> <i>(Privately Owned)</i>	<i>Payment of real estate, personal property and sales taxes to Howard County.</i>	<i>Facility supplements County facilities for solid waste disposal.</i>	<i>12 employees</i> <i>Jobs include 53 equipment operators, 2 clerk, & 5 laborers.</i>	<i>\$200,000</i> <i>in purchase from local vendors, \$19,000 in value of recycled items.</i>
<i>Montgomery</i>	<i>Shady Grove Transfer Station</i> <i>(Publicly Owned)</i>	<i>Strategically located for easy access to accommodate residential, industrial and commercial use.</i>	<i>Not provided</i>	<i>12 – full time County employees</i> <i>42 - full time / 2 temporary Covanta Montgomery, Inc.</i> <i>15 full time / 5 temporary MES employees</i> <i>4 Contractual MES & 2 Contractual Covanta Montgomery, Inc. employees.</i>	<i>Not provided</i>

APPENDIX B
Economic Benefits

Jurisdiction	Site Name	Economic Benefits To Community	Value of Facilities Provided	Direct Employment Benefits (Salaries / # of Employees)	Other Economic Benefits
St. Mary's	St. Andrew's Landfill (Publicly Owned)	Tipping fees waived during emergency/storm damage situations and other approved non-profit organization projects. Provides mulch made from yard and wood waste free to county residents.	Processes county's residential yard waste into mulch. Provides location for disposal of appliances and up to five (5) tires per trip, free of charge. Future, expansion of area C (36.8 acres) permitted landfill, if required.	\$700,000 / 21 employees Includes a Manager, 4 Equipment Operators, 2 Scale House Operators, and 14 Attendants (full & part time)	\$300,000 - County subsidy of Recycling. \$1.3 million - County subsidy for residential solid waste disposal.
Washington	Forty West MSWLF (Publicly Owned)	Centrally located in County for easy access to accommodate residential, industrial, and commercial use.	Facility owned and operated by Washington County for the solid waste disposal need of County residents.	\$1,000,000 / 28 employees Jobs include: Director, 2- Assistant Directors, 3 –Office Staff, 1 - Weighmaster / Inspector, 4 full time & 3 part time Weigh Clerks, 8 - Equipment Operators, 2 - Mechanics, 1 Recycling Coordinator, & 4 Residential Drop-off Attendants.	\$7.0 million annual operating budget spent locally for the purchase of materials, goods and services.
Worcester	Ocean City Transfer Station (Publicly Owned)	Provides for the consolidation of solid waste collected in the Town of Ocean City for transport 26 miles to the County's MSWLF.	Not provided	Not provided	Not provided

APPENDIX C

Definitions

For the purpose of this report, the terms below have the following meanings. Where applicable, the corresponding citation for the Code of Maryland Regulations (COMAR) is provided.

Construction and Demolition Waste (C&D) - Structural steel, cement, concrete, bricks (excluding refractory brick), lumber, plaster, plasterboard, insulation material, shingles and roofing material, floor and wall tile, asphalt, pipes and wires, and other structural fabrics. COMAR 26.04.07.13

Disposal - The landfilling, incineration, processing, or transfer of solid waste at a permitted solid waste acceptance facility.

Incinerator Ash - The residual by-products resulting from the incineration/combustion of solid waste, including bottom ash and residuals from air pollution abatement equipment, at permitted incinerators and waste-to-energy facilities.

Industrial Solid Waste - Any solid waste generated by a process of industry, manufacturing, trade or business or by the development of any natural resource, including agriculture. COMAR 26.08.01.01B(40)

Land Clearing Debris (LCD) - Materials from land clearing operations including earthen materials such as clays, sands, gravels, and silts; topsoil; tree stumps; root mats; brush and limbs; logs; vegetations; and rock. COMAR 26.04.07.11(B)

Maryland Recycling Act (MRA) Recycling Rate - The percentage of materials that was recycled as defined by the Maryland Recycling Act. Materials counted towards the MRA recycling rate include garbage or refuse that would, unless recycled, be disposed of in a refuse disposal system. The MRA recycling rate excludes the following materials in its calculation: hospital solid waste, construction and demolition waste, scrap metal, LCD, and sewage sludge.

Municipal Solid Waste (MSW) - That portion of "solid waste" as defined in COMAR 26.13.02.02 that originates from households, private residences, schools, institutions, businesses, commercial enterprises or as the result of community activities.

Other Wastes - Includes wastes such as non MSW ash, sewage sludge, scrap tires, yard waste, white goods, metals, compost, wood waste, food waste, electronics, pallets, textiles, special medical waste, asbestos, and other non-hazardous materials.

Solid Waste Acceptance Facility - A landfill, incinerator, transfer station, or processing facility whose primary purpose is to dispose of, treat, or process solid waste.

APPENDIX D

Permitted Natural Wood Waste Acceptance Facilities

COUNTY	PERMITTEE	EPSC No.	PERMIT NUMBERS	SITE ACREAGE	ISSUED DATE	EXPIRATION DATE	PHONE NUMBER	FAX NUMBER
ALLEGANY	NONE							
ANNE ARUNDEL	A-A Recycling, Inc. 8217 Baltimore-Annapolis Blvd. Pasadena MD 21122	2002	2001-NWW-GP01	9.90	09/21/2001	09/20/2006	(410) 437-7718	(410) 437-7718
	Broadneck Hauling 1461 Middletown Road Annapolis MD 21401	9824	2001-NWW-GP01	3.98	03/28/2001	03/27/2006	(410) 757-6152	(410) 626-7140
	Buddy Cox 1230 Cronson Road Crofton MD 21045	2833	2001-NWW-GP01	10.00	07/16/2001	07/15/2006	(410) 793-0127	(410) 793-0127
	Wm. Alan Boehm 1230 Cronson Blvd. Crofton MD 21114	21759	2004-NWW-GP01	10.00	11/24/2004	11/23/2009	(410) 721-1866	(410) 721-2031
	L&W Recycling, Inc. 8316 Lokus Road Odenton MD 21113	2667	2001-NWW-GP01	12.00	10/05/2001	10/04/2006	(410) 551-9142	(410) 551-9155
BALTIMORE CITY	NONE							
BALTIMORE	Albert J. Bierman 111 Hengemihle Avenue Essex MD 21221	14075	2002-NWW-GP01	5.90	08/28/2002	08/27/2007	(410) 682-2992	(410) 574-0123
	Baltimore County DPW 6259 Days Cove Road Baltimore MD 21162	3865	2005-WMF-0052	200.00	08/26/2005	08/25/2010	(410) 887-2009	(410) 887-2931
BALTIMORE	Edrich Lumber, Inc. 9700 Old Court Road Baltimore MD 21244	2829	2005-NWW-GP01	12.00	06/08/2005	06/07/2010	(410) 922-5959	(410) 521-2778
	Hollins Organic Product 6247 Falls Road Baltimore MD 21209	2838	2005-NWW-GP01	2.00	04/22/2005	04/21/2010	(410) 828-0210	(410) 823-7645
	Northwest Recycling, LLC 212 Cockeys Mill Road Baltimore MD 21136	24154	2005-NWW-GP01	5.00	11/02/2005	11/01/2010	(410) 833-9369	(410) 833-3963
	Wirtz & Daughters 6275 Days Cove Road White Marsh MD 21162	6891	2005-NWW-0552	14.00	03/31/2005	03/30/2010	(410) 335-0400	(410) 592-6248

COUNTY	PERMITTEE	EPSC No.	PERMIT NUMBERS	SITE ACREAGE	ISSUED DATE	EXPIRATION DATE	PHONE NUMBER	FAX NUMBER
CALVERT	Thomas L. Hance, Inc. 2550 Solomons Island Road Prince Frederick MD 20678	2865	2005-WLC-0252	10.20	11/23/2005	11/22/2010	(410) 586-0383	(410) 586-2772
	Quality Built Homes, Inc. 7185 Sawmill Road Lusby MD 20657	4708	2006-NWW-GP01	11.25	06/15/2001	06/14/2006	(410) 535-6008	(410) 535-6011
CAROLINE	NONE							
CARROLL	Green-Cycle Industries, LLC 7901 Kabik Court Woodbine MD 21797	23489	2005-NWW-GP01	30.00	08/01/2005	07/31/2010	(301) 674-6689	(301) 942-6734
	Carroll Co. Department of Enterprise & Recreation 1400 Baltimore Blvd. Westminster MD 21157	4344	2005-WMF-0066	80.00	08/10/2005	08/09/2010	(410) 386-2097	(410) 876-8284
CECIL	A.L.C. Mulch & Soil, LLC 1726 East Old Philadelphia Road Elkton MD 21421	25391	2006-NWW-GP01	25.00	04/18/2006	04/17/2011	(410) 392-0770	(410) 392-2317
CECIL	Grass Busters Landscaping 383 Hotton Road Elkton MD 21921	21763	2004-NWW-GP01	48.80	03/30/2005	03/29/2010	(301) 292-1166	(302) 292-1197
CHARLES	James E. Hill 6585 Ripley Road Ripley MD 20646	21448	2005-NWW-GP01	8.50	09/02/2005	09/01/2010	(301) 934-7158	(301) 934-7158
	Maximulch, LLC 12340 Crain Highway Newburg MD 20664	19966	2005-NWW-GP01	12.50	06/02/2005	06/01/2010	(301) 259-4906	(301) 259-4168
	Mona Enterprises 6901 Our Place Port Tobacco MD 20677	8905	2003-NWW-GP01	70.00	05/14/2003	05/13/2008	(301) 932-6332	(301) 932-0076
DORCHESTER	NONE							
FREDERICK	Frederick County Board of County Commissioners 9031 Reichs Ford Road Frederick MD 21704	2861	2005-WMF-0307	58.00	08/26/2005	08/25/2010	(301) 694-1848	(301) 631-3044
	William Lee Butler 4039 Tuscarora Road Point of Rocks MD 21777	20607	2003-NWW-GP01	N/a	07/20/2004	07/19/2009	(301) 607-4541	(301) 874-8348
GARRETT	NONE							
HARFORD	Comer Construction Co. 900 Cirelli Court Aberdeen MD 21001	6792	2003-NWW-GP01	6.00	09/19/2003	09/18/2008	(410) 879-6094	(410) 638-0289

COUNTY	PERMITTEE	EPSC No.	PERMIT NUMBERS	SITE ACREAGE	ISSUED DATE	EXPIRATION DATE	PHONE NUMBER	FAX NUMBER
HARFORD	Arthur D. Hesron 2304 Whiteford Road Whiteford MD 21169	14381	2002-NWW-GP01	3.67	10/11/2002	10/10/2007	(410) 692-2673	(410) 692-2253
	T&M Mulch, Inc. 1900 N. Fountain Green Road Bel Air MD 21015	2837	2002-NWW-GP01	7.30	04/16/2002	04/15/2007	(410) 838-2266	(410) 838-2266
	Crouse Construction Co. 1001 Philadelphia Road Aberdeen MD 21001	2828	2000-NWW-GP01	25.00	06/27/2005	06/26/2010	(410) 879-1822	(410) 893-0045
HOWARD	Jerom M. Carlin 2020 Daniels Road Ellicott City MD 21043	21874	2004-NWW-GP01	15.00	12/02/2004	12/01/2009	(410) 465-4078	(410) 465-5483
KENT	NONE							
MONTGOMERY	ACME Biomass Reduction, Inc. 21601 New Hampshire Ave. Brookville MD 20833	8509	2004-NWW-GP01	107.50	09/08/2004	09/07/2010	(301) 540 - 2968	(301) 540 - 9630
	Twin Ponds Farm, LLC 15315 Mt. Nebo Road Poolesville MD 20837	15519	2003-NWW-GP01	4.00	05/18/2003	05/17/2008	(301) 942-6700	(301) 942-6734
PRINCE GEORGE'S	Aggregate & Dirt Solutions, LLC 5900 Sheriff Road Capital Height MD 20743	10501	2002-NWW-GP01	7.35	02/15/2002	02/14/2007	(301) 572-9450	(301) 636-6244
	Aggregate & Dirt Solutions, LLC 7041 Contee Road Laurel MD 20743	10501	2002-NWW-GP01	26.60	04/11/2002	04/10/2007	(301) 572-9450	(301) 636-6244
PRINCE GEORGE'S	Dower House Road, LLC 5900 Dower House Road Upper Marlboro MD 20772	5419	2005-WPF-0563	10.5	08/31/2005	08/30/2010	(301) 809-6113	(301) 809-0025
	Ritchie Land Reclamation LP 24024 Frederick Road Clarksburg MD 20871	2815	2004-WRF-0126	78.0	04/05/2005	04/04/2010	(301) 428-0800	(301) 428-1736
QUEEN ANNE'S	NONE							
ST. MARY'S	NONE							
TALBOT	Dependable Sand & Gravel, Inc. 13155 Ocean Gateway Queen Anne MD 21657	3132	2005-NWW-GP01	343.00	09/30/2005	09/29/2010	(410) 822-6363	(410) 820-7789
WASHINGTON	Washington County Board of County Commissioners 12630 Earth Care Road Hagerstown MD 21704	2862	2005-WMF-0266	189.00	06/15/2005	06/14/2010	(240) 313-2790	(301) 582-3412

COUNTY	PERMITTEE	EPSC No.	PERMIT NUMBERS	SITE ACREAGE	ISSUED DATE	EXPIRATION DATE	PHONE NUMBER	FAX NUMBER
WASHINGTON	L & I Tree Clearing, LLC 14251 Willow Road Hancock MD 21750	18870	2004-NWW-GP01	10.00	03/08/2004	03/07/2009	(301) 678-7100	(301) 678-7100
WICOMICO	Dunn's Tractor Services, Inc. 9042 Taylor Road Delmar MD 21875	19804	2004-NWW-GP01	10.00	05/07/2004	05/06/2009	(410) 742-7429	(410) 742-7429
WORCESTER	David J. Reeves, Inc. 12032 Saturn Lane Bishopville MD 21813	2832	2002-NWW-GP01	2.00	11/27/2002	12/27/2007	(410) 352-5063	(410) 352-5063

For questions regarding this list, please contact the Solid Waste Facilities Section at (410) 537 - 3375

APPENDIX E

Permitted Solid Waste Acceptance Facilities

COUNTY	PERT NO.	FACILITY NAME	TYPE	OWNER TYPE	MD GRID * E / N	PERMIT NUMBER	EXPIRATION DATE	FILL/SITE ACREAGE	SITE LOCATION / COMMENTS
ALLEGANY	2226	Mountainview Municipal LF	WMF	PRI	262 / 652	2006-WMF-0010	03/02/2006	40 / 396	13300 New George's Creek Road, Frostburg MD 21532.
ANNE ARUNDEL	6167	Curtis Creek PF & TS	WPT	PRI	917 / 500	2003-WPT-0539	11/12/2008	- / 12.8	23 Stahl Road, Baltimore MD 21226. Accepts C&D Waste.
	5442	Annapolis Junction PF & TS	WPT	PRI	860 / 470	2005-WPT-0158	02/12/2011	- / 17	8077 Brock Bridge Road, Jessup MD 20794.
	2134	Millersville Municipal Landfill	WMF	CTY	895 / 460	1999-WMF-0240	11/13/2007	330 / 567	389 Burns Crossing Road, Severn MD 21144-341.
BALTIMORE CITY	5701	Baltimore Environmental PF	WPF	PRI	903 / 526	2003-WPF-0588	03/04/2009	- / 1.7	1437 West Hamburg Street, Baltimore MD 21230. Accepts C&D Waste.
	2051	Baltimore Proc. & Transfer Center	WPT	PRI	921 / 499	2003-WPT-0600	09/13/2009	- / 15.6	5800 Chemical Road, Baltimore MD 21226.
	3322	Baltimore Regional MWI	WMI	PRI	926 / 568	2005-WIN-0036	05/04/2011	- / 4.0	3200 Hawkins Point Rd, Baltimore MD 21226. Formerly Medical Waste Associates.
	3013	Southwest Resource Recovery	WTE	PRI	904 / 523	2005-WTE-0030	02/20/2010	- / 15	1801 Annapolis Road, Baltimore MD 21230. Formerly BRESKO.
	2775	CS&D Processing Facility	WPF	PRI	904 / 527	2003-WPF-0546	10/05/2008	- / <1	1100 Wicomico Street, Baltimore MD 21230. Off-spec Cosmetics Processor.
	8600	Edison Processing Facility	WPF	PRI	535 / 920	2000-WPF-0565	06/21/2006	- / 12.5	1030 Edison Highway, Baltimore MD Accepts Only C&D Waste.
	5313	Millennium HPP Industrial Waste LF	WIF	PRI	925 / 501	2004-WIF-0527	05/25/2010	95 / 57	3901 Fort Armistead Road, Baltimore MD 21226.
	2776	Northwest Transfer Station	WTS	MUN	855 / 550	2005-WTS-0038	08/03/2010	- / 6.6	5030 Reisterstown Road, Baltimore MD 21215.
	4202	Quarantine Road Municipal LF	WMF	MUN	922 / 502	2005-WMF-0325	03/31/2010	126 / 153	6100 Quarantine Road, Baltimore MD 21226.
	3323	Stericycle, Inc. PF	WPT	PRI	921 / 501	2003-WPT-0591	03/30/2009	- / 2.4	5902 Chemical Road, Baltimore MD 21226.

COUNTY	PERT NO.	FACILITY NAME	TYPE	OWNER TYPE	MD GRID * E / N	PERMIT NUMBER	EXPIRATION DATE	FILL/SITE ACREAGE	SITE LOCATION / COMMENTS
BALTIMORE CITY	5191	University of MD @ Baltimore MWI	WMI	UMD	907 / 532	2005-WMI-0512	03/07/2010	- / < 1	714 W. Lombard St., Baltimore MD 21201-1010.
BALTIMORE	2779	BCRRF	WPT	CTY	900 / 507	2005-WPT-0048	04/07/2010	- / 7.3	10320 York Road, Cockeyesville MD 21030.
	5268	Days Cove Rubble Landfill	WRF	PRI	975 / 570	2003-WRF-0592	08/19/2009	35.6 / 99	6425 Days Cove Road, White Marsh MD 21162.
	2781	Eastern Municipal Landfill	WMF	CTY	974 / 570	2005-WMF-0052	08/25/2010	200 / 367	6259 Days Cove Road, White Marsh MD 21162.
BALTIMORE	3865	Eastern Transfer Station	WTS	CTY	974 / 570	2001-WTS-0508	11/25/2006	- / 3.2	6260 Days Cove Road, White Marsh MD 21162.
	5188	ER&WR Processing Facility	WPF	PRI	940 / 508	2003-WPF-0545	12/03/2008	7 / 10.0	Riverside Rd & Tin Mill Rd, Sparrows Point MD 21219. Facility Closed.
	14404	Honeygo Run Rubble Landfill SE	WRF	PRI	958/564	2002-WRF-0579	04/19/2010	77/117	10710 Philadelphia Road, Perry Hall MD 21128. Expansion of Existing Landfill.
	3398	Recovermat Mid-Atlantic, LLC PF	WPF	PRI	888 / 506	2005-WPF-0341	09/12/2010	- / 8.5	2202 Halethorpe Farm Road, Baltimore MD 21227. Accepts Only C&D Waste.
	2782	Western Acceptance Facility TS	WTS	CTY	905 / 510	2003-WTS-0599	06/13/2009	- / 5.2	3310 Transway Road, Halethorpe MD 21227.
CALVERT	2783	Appeal Municipal Landfill	WMF	CTY	961 / 200	2002-WMF-0531	10/07/2007	30 / 350	401 Sweetwater Road, Lusby MD 20678.
	5864	Calvert County Transfer Station	WTS	PRI	961 / 200	2002-WTS-0519	04/29/2007	- / 1	401 Sweetwater Road, Lusby MD 20678.
	2865	Hance Land Clearing Debris LF	WLC	PRI	923 / 246	2005-WLC-0252	11/22/2010	10.2 / 23.6	1/4 mile west of MD Rtes 2 & 506, Prince Frederick MD 20678.
	2784	Hill Land Clearing Debris LF	WLC	PRI	914 / 304	2004-WLC-0551	10/05/2009	2.9 / 17.6	MD Rte. 2 & Dalrymple Rd, Sunderland MD 20689.
	12596	Howlin Land Clearing Debris LF	WLC	PRI	961 / 200	2002-WLC-0577	06/24/2008	3.0 / 32.7	8580 Nursery Road, Lusby MD 20657. Under Construction.
	2785	M.T. Parran LCD Landfill	WLC	PRI	945 / 227	2004-WLC-0550	01/17/2010	4.3 / 6.6	Eastside MD Rte 765 - North of MD Rtes 2 & 4, St. Leonard MD 20689.

COUNTY	PERT NO.	FACILITY NAME	TYPE	OWNER TYPE	MD GRID * E / N	PERMIT NUMBER	EXPIRATION DATE	FILL/SITE ACREAGE	SITE LOCATION / COMMENTS
CALVERT	11591	Southern Md. Recycling and PF	WPF	PRI	910 / 310	2003-WPF-0597	02/05/2009	- / 0.2	7659 Binnacle Lane, Owings MD 20736
CAROLINE		None							
CARROLL	4344	Northern Municipal Landfill	WMF	CTY	816 / 626	2005-WMF-0066	08/09/2010	80 / 220	1400 Baltimore Boulevard, Westminster MD 21157.
	2239	Northern Landfill PF&TS	WPT	CTY	816 / 626	2003-WPT-0541	08/14/2008	3 / 220	1400 Baltimore Boulevard, Westminster MD 21157.
	5388	Roll-Off Express PF	WPF	PRI	832 / 605	2002-WPF-0159	01/12/2008	- / 6.8	2900 Dede Road, Finksburg MD 21048. Accepts C&D Waste.
CECIL	2789	Cecil Co. Central Municipal LF	WMF	CTY	1107 / 644	2002-WMF-0532	10/30/2007	40 / 418	758 East Old Philadelphia Rd., Elkton MD 21921.
	2790	Stemmer's Run Transfer Station	WTS	CTY	1095 / 581	2005-WTS-0072	03/19/2010	- / 9.7	45 Stemmer's Run Road, Earleville MD 21919.
	2791	Woodlawn Transfer Station	WTS	CTY	1058 / 658	2005-WTS-0074	03/13/2010	- / 37	Fire Tower & Waibel Rds, Port Deposit MD 21904.
CHARLES	2792	Charles Co. Municipal LF No. 2	WMF	CTY	832 / 269	2005-WMF-0076	10/12/2010	73 / 114	12305 Billingsley Road, Waldorf MD 20602.
	3364	Indian Head NSWC Incinerator	WIN	FED	750 / 275	2004-WIN-0529	03/16/2009	- / 1	101 Strauss Avenue, Indian Head MD 20640.
DORCHESTER	2794	Beulah Municipal Landfill	WMF	CTY	1115 / 307	2004-WMF-0554	05/25/2009	27 / 40	6812 East New Market-Ellwood Rd, Hurlock MD 21643.
FREDERICK	3157	EASTALCO Industrial Waste LF	WIF	PRI	650 / 535	2003-WIF-0537	07/11/2009	10.2 / 20	5601 Manor Wood Rd, Frederick MD 21703.
	1348	Fort Detrick Municipal Landfill	WMF	FED	672 / 583	2005-WMF-0327	07/10/2010	61 / 297	Area B - Rosemont Ave. & Shookstown Rd. Fort Detrick Waste Only.
	3190	Fort Detrick Incinerator Complex	WIN	FED	678 / 582	2005-WIN-0341	06/29/2010	- / 1	Area A - East off Beasley Drive. Limited To Waste Only From Fort Detrick.
	2861	Site B Municipal Landfill	WMF	CTY	702 / 561	2005-WMF-0307	08/25/2010	58 / 184	9031 Reichs Ford Road, Frederick MD 21704.
GARRETT	5026	Garrett Co. SWD&RF	WMF	CTY	116 / 604	2006-WMF-0094	03/30/2011	30 / 188	3118 Oakland-Sang Run Rd, Oakland MD 21550.

COUNTY	PERT NO.	FACILITY NAME	TYPE	OWNER TYPE	MD GRID * E / N	PERMIT NUMBER	EXPIRATION DATE	FILL/SITE ACREAGE	SITE LOCATION / COMMENTS
HARFORD	5745	Gravel Hill Rubble Landfill	WRF	PRI	1037 / 631	2002-WRF-0517	12/07/2008	35 / 55.4	Gravel Hill Road, Havre De Grace MD 21078. Landfill Not Constructed.
	2799	Harford Waste Disposal Ctr. LF	WMF	CTY	1000 / 650	2005-WMF-0098	10/27/2010	60 / 259	3241 Scarboro Road, Street MD 21154.
	5742	Harford Waste-To-Energy	WIN	PRI	994 / 573	2002-WIN-0576	01/23/2008	- / 4	1 Magnolia Rd, Joppa MD 21085. Produces Steam for APG Complex.
	2802	Oak Avenue Rubble Landfill	WRF	PRI	982 / 580	2004-WRF-0104	03/21/2010	39 / 42.8	1020 Oak Avenue, Joppa MD 21085.
	2805	Alpha Ridge Municipal Landfill	WMF	CTY	823 / 539	2005-WMF-0110	10/27/2010	195 / 590	2350 Marriottsville Rd, Marriottsville MD 21104.
HOWARD	2805	Alpha Ridge PF&TS	WPT	CTY	823 / 539	2002-WPT-0578	12/26/2007	195 / 590	2350 Marriottsville Rd, Marriottsville MD 21104.
	8202	Ameriwest PF&TS	WPT	PRI	865 / 489	2001-WPT-0572	11/05/2006	- / 12.9	7150 Kit Kat Road, Elkridge MD 21075. Accepts Only C&D Waste.
	16558	Workplace Essentials, Inc. TS	WTS	PRI	885 / 550	2004-WTS-0594	09/28/2009	- / 1	7184 Troy Hill Drive, Suites J & K, Elkridge MD 21075. Accepts Diapers & Other Special Sanitary Wastes.
KENT		None							
MONTGOMERY	15721	C & D Recovery PF	WPF	PRI	710 / 510	2003-WPF-0581	03/11/2009	- / 10.8	24120 Frederick Road, Clarksburg MD 20871.
	2808	MCRRF	WTE	CTY	671 / 501	2003-WTE-0538	04/22/2008	- / 35	21204 Martinsburg Road, Dickerson MD 20842.
	5562	Montgomery Co. Site 2 MFW	WMF	CTY	680 / 490	2002-WMF-0237	05/05/2009	125 / 650	3 miles southwest of Dickerson, MD 20842. Landfill Not Constructed.
	2809	Shady Grove TS	WTS	CTY	845 / 465	2001-WTS-0328	06/10/2006	- / 43	16101 Frederick Road, Derwood MD 20850.
	2813	Brown Station Road Municipal LF	WMF	CTY	865 / 365	2003-WMF-0589	09/21/2010	134 / 164	3500 Brown Station Road, Upper Marlboro MD 20772.
PRINCE GEORGE'S	5419	Dower House PF	WPF	PRI	843 / 355	2005-WPF-0563	08/30/2010	- / 10	5900 Dower House Road, Upper Marlboro MD 20772.

COUNTY	PERT NO.	FACILITY NAME	TYPE	OWNER TYPE	MD GRID * E / N	PERMIT NUMBER	EXPIRATION DATE	FILL/SITE ACREAGE	SITE LOCATION / COMMENTS
PRINCE GEORGE'S	10720	Kenilworth PF	WPF	PRI	820 / 392	2001-WPF-0571	10/09/2006	- / 9.2	4516 S Street, Capital Heights MD 20743. Accepts C&D Waste.
			WRF				04/04/2010	78 / 258	2001 Ritchie Marlboro Rd, Upper Marlboro MD 20772.
	2815	Ritchie Land Rubble LF	WRF	PRI	849 / 372	2004-WRF-0126	01/10/2011	78 / 258	2001 Ritchie Marlboro Rd, Upper Marlboro MD 20772.
	2815	Ritchie Land Rubble LF- Phase 2	WRF	PRI	849 / 372	2003-WRF-0590	09/12/2007	- / 1.5	5800 Sheriff Road, Fairmont Heights MD 20743. Accepts Only C&D Waste.
QUEEN ANNE'S	3011	Sheriff Road PF&TS	WPT	PRI	826 / 391	2002-WPT-0218	08/15/2009	13 / 18.5	501 4-H Park Road, Queenstown MD 21658. Serves Mid-Shore Counties.
	2817	Baker Rubble Landfill	WRF	PRI	1046 / 429	2004-WRF-0132		4.3 / 55	1/4 mile North - Flat Iron Rd 2 & Boothe Road, Great Mills MD 20634.
	2818	Knott Land Clearing Debris LF	WLC	PRI	946 / 140	2006-WLC-0134	04/24/2011	36.8 / 55	44825 St. Andrews Church Rd., California MD 20619. Landfill Not Operating.
ST. MARY'S	2819	St. Andrews Municipal Landfill	WMF	CTY	934 / 167	2005-WMF-0138	10/27/2010	33 / 62	8716 James Ring Road, Westover MD 21871.
	2821	Fairmount Rd. Municipal Landfill	WMF	CTY	1158 / 184	2004-WMF-0268	09/08/2009	0.06	Smith Island Road, Ewell MD 21824.
	3467	Smith Island Incinerator	WIN	CTY	1076 / 057	2005-WIN-0140	09/12/2010	67 / 140	7341 Barkers Landing Road, Easton MD 21601. Serves Talbot, QA, Caroline and Kent Counties.
SOMERSET	4323	Midshore Regional Municipal LF	WMF	MES	1080 / 356	2004-WMF-0144	02/14/2010	0.5 / 140	7341 Barkers Landing Road, Easton MD 21601. Serves Talbot, QA, Caroline and Kent Counties.
	2647	Midshore Transfer Station	WTS	MES	1080 / 356	2004-WTS-0549	10/04/2009	189 / 425	12630 Earth Care Road, Hagerstown MD 21740.
	2862	Forty West Municipal Landfill	WMF	CTY	575 / 673	2005-WMF-0266	06/14/2010	0.25 / 77	251 East Antietam Sreet, Hagerstown MD 21740.
WASHINGTON	3535	Washington Co. Hosp. Assn. MWI	WMI	PRI	658 / 598	2005-WMI-0553	06/15/2010	75 / 100	11112 Kemps Mill Road, Williamsport MD 21740. Landfill Not Operating.
	2823	Washington Co. Rubble Landfill	WRF	CTY	568 / 652	2004-WRF-0270	08/04/2009		

COUNTY	PERT NO.	FACILITY NAME	TYPE	OWNER TYPE	MD GRID * E / N	PERMIT NUMBER	EXPIRATION DATE	FILL/SITE ACREAGE	SITE LOCATION / COMMENTS
WICOMICO	15673	Bennett Processing Facility	WPF	PRI	0802 / 220	2005-WPF-0579	08/04/2010	5 / 14.3	513-515 South Camden Ave., Fruitland MD 21826.
	2824	Newland Park Municipal Landfill	WMF	CTY	1180 / 200	2005-WMF-0283	03/21/2010	60 / 125	7161 Brick Kiln Road, Salisbury MD 21801.
	2575	Peninsula Medical Waste PF	WPM	PRI	1201 / 186	2001-WPM-0505	12/13/2006	- / 23	100 East Carroll Street, Salisbury MD 21801.
WORCESTER	2826	Central Municipal Landfill	WMF	CTY	1278 / 140	2006-WMF-0152	05/31/2011	230 / 725	7091 Central Lane, Newark MD 21863.
	2827	Ocean City Transfer Station	WTS	MUN	1353 / 207	2005-WTS-0156	08/08/2010	- / 2.2	306 - 65th Street, Ocean City MD 21842. Accepts Only MSW.

Summary

<u>Type Of Facility</u>		<u>Type of Ownership</u>	
WMF: Municipal Solid Waste Landfill	22	CTY: County Government	29
WRF: Rubble / Construction & Demolition Landfill	8	PRI: Private (Commercial)	39
WLC: Land Clearing Debris Landfill	5	MUN: Municipal Government	3
WIF: Industrial Landfill	2	UMD: University of Maryland System	1
WIN: MSW or Special Medical Waste Incinerator	4	FED: Federal Government	3
WMI: Medical Waste Incinerator	3	MES: Maryland Environmental Service	2
WPF: Processing Facility	11	TOTAL	77
WPM: Special Medical Waste Processing Facility	1		
WTS: Transfer Station	10		
WPT: Processing Facility & Transfer Station	9		
WTE: Waste to Energy / MSW Incinerator	2		
TOTAL	77		